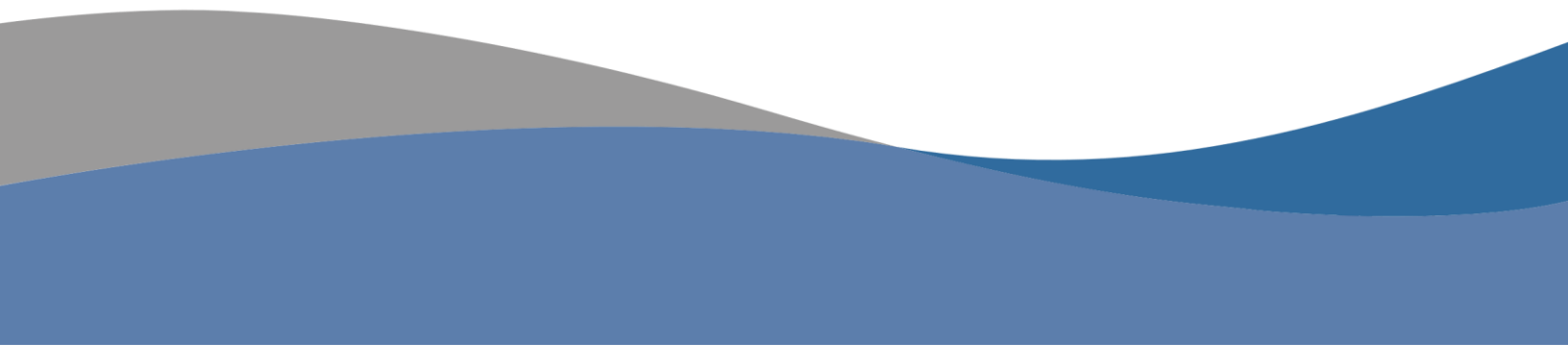




---

# Real-Time Intelligence Report

---



Query Definition ..... 3

Summary ..... 4

Openings by Occupations..... 5

Openings by Locations ..... 6

Openings by Employers..... 7

Openings by Certifications ..... 8

Openings by Hard Skills ..... 9

Openings by Soft Skills ..... 10

Openings by Job Titles..... 11

Openings by Education Levels..... 12

Openings by Programs ..... 13

Openings by Job Types ..... 14

Data Notes..... 15

# Query Definition

Online job postings that were active from 3/03/2024 to 4/01/2024, meeting the following criteria:

- This region: Cameron County, Pennsylvania

# Summary

Total Job									Education			
Posts	Occupations	Locations	Employers	Certifications	Hard Skills	Soft Skills	Job Titles	Levels	Programs	Job Types		
83	52	16	47	11	80	35	67	5	17	7		

# Openings by Occupations

		Occupations		
SOC	Occupation	Median Wage	Active Job Ads	
33-3012.00	Correctional Officers and Jailers	n/a	6	
29-1141.00	Registered Nurses	\$110,200	5	
21-1093.00	Social and Human Service Assistants	\$33,300	4	
29-2061.00	Licensed Practical and Licensed Vocational Nurses	n/a	4	
11-9041.00	Architectural and Engineering Managers	\$72,700	3	
27-1026.00	Merchandise Displayers and Window Trimmers	n/a	3	
31-1122.00	Personal Care Aides	\$25,000	3	
35-2021.00	Food Preparation Workers	\$25,000	3	
35-3023.00	Fast Food and Counter Workers	n/a	3	
41-2011.00	Cashiers	n/a	3	

# Openings by Locations

Location	Locations		Active Job Ads
	Median Wage		
Emporium, Pennsylvania	\$51,600		17
Emporium, Pennsylvania 15834	\$80,200		15
Wharton, Pennsylvania 16720	n/a		12
Emporium, PA 15834	\$28,400		10
Austin, Pennsylvania	\$47,900		7
Austin, Pennsylvania 16720	\$54,400		4
PDN, Smethport, PA, Kane 15834	\$33,300		4
Cameron County, Pennsylvania	\$65,300		3
1 W 4TH ST EMPORIUM, Pennsylvania, United States 15834	n/a		2
543-1 Austin Area Schools, Austin, PA, US	\$25,000		2

# Openings by Employers

## Employers

Employer Name	Median Wage	Active Job Ads	Active Job Ads	
			Openings	Applications
Commonwealth of Pennsylvania	\$56,500	6	6	0
Federal Bureau of Prisons	n/a	6	6	0
Aveanna	n/a	4	4	0
Aveanna Healthcare	\$33,300	4	4	0
The Nutrition Group	\$25,000	4	4	0
Driveline	n/a	3	3	0
Addus HomeCare	\$23,000	2	2	0
Avantor	n/a	2	2	0
Cencora	n/a	2	2	0
Commonwealth of PA	\$67,200	2	2	0

# Openings by Certifications

## Certifications

Certificate Name	Median Wage	Active Job Ads	Active	
			Job Ads	Active Job Ads
Driver's License	\$27,000	3	3	3
Registered Nurse (RN)	\$110,200	3	3	3
Commercial Driver's License (CDL)	\$36,800	2	2	2
Engineer in Training (EIT)	\$67,200	2	2	2
Certification in Cardiopulmonary Resuscitation (CPR)	n/a	1	1	1
Certified Financial Planner (CFP)	n/a	1	1	1
Certified Nursing Assistant (CNA)	\$27,000	1	1	1
Certified Public Accountant (CPA)	n/a	1	1	1
First Aid Certification	n/a	1	1	1
Lifeguard Certification	n/a	1	1	1



# Openings by Hard Skills

## Hard Skills

Skill Name	Median Wage	Active Job Ads	Active	
			Median Wage	Active Job Ads
Food Preparation	\$25,000	6		
Ability to Lift 41-50 lbs.	\$22,900	4		
Food Service	\$25,000	4		
Microsoft Excel	n/a	4		
Finance	n/a	3		
Microsoft Office	n/a	3		
Microsoft Word	n/a	3		
Presentation	n/a	3		
Teaching/Training, School	\$72,800	3		
Telecommunications	n/a	3		

# Openings by Soft Skills

## Soft Skills






Skill Name	Median Wage	Active Job Ads	Active	
			Job Ads	Percentage
Communication (Verbal and written skills)	\$36,800	35	35	100%
Cooperative/Team Player	\$32,900	11	11	100%
Adaptability/Flexibility/Tolerance of Change and Uncertainty	\$22,900	10	10	100%
Customer Service	\$25,300	10	10	100%
Self-Motivated/Ability to Work Independently/Self Leadership	\$22,900	10	10	100%
Initiative	n/a	9	9	100%
Detail Oriented/Meticulous	n/a	8	8	100%
Work Ethic/Hard Working	\$23,900	7	7	100%
Good Judgment	n/a	6	6	100%
Organization	\$23,000	6	6	100%

# Openings by Job Titles

Job Title	Job Titles		Active Job Ads
	Median Wage		
Correctional Officer	n/a		3
Correctional Officer (Min \$10k Sign-on Bonus)	n/a		3
Assistant Regional Engineer ( Senior Civil Engineer - General)	\$76,200		2
Cashier - Full Time/Part Time	\$22,900		2
Customer Service Technician	n/a		2
Direct Care Worker	n/a		2
Direct Support Professional	\$33,300		2
Flex Merchandiser	n/a		2
Licensed Practical Nurse (LPN) - Emporium Health Center	n/a		2
Private Duty Nurse - LPN	n/a		2

# Openings by Education Levels

## Education Levels

Minimum Education Level	Median Wage	Active Job Ads	Active	
			Median Wage	Active Job Ads
Bachelor's degree	\$52,500	14		
High school diploma or equivalent	\$27,400	13		
Associate's degree	\$72,700	5		
Doctoral or professional degree	n/a	1		
Unspecified/other	\$36,800	50		

# Openings by Programs

Program Name	Programs		Active Job Ads
	Median Wage		
Civil Engineering	\$69,200		4
Engineering	\$72,700		4
Civil Engineering Technology	\$72,700		3
Computer Science	n/a		3
Business Administration	n/a		2
Counseling	\$36,300		2
Nursing	\$72,800		2
Psychology	\$36,300		2
Social Work	\$36,300		2
Business	n/a		1

# Openings by Job Types

## Job Types

Type	Median Wage	Active Job Ads	Active	
			Job Ads	Wage
Full-Time	\$38,300	30		
Part-Time	\$48,900	14		
Temporary (unspecified)	\$72,800	4		
Remote	n/a	3		
Permanent	\$23,000	2		
Temporary (short-term)	n/a	1		
Remote Not Indicated	\$36,800	80		

# Data Notes

Job ads data are online job posts from the Real-Time Intelligence (RTI) data set, produced wholly by Chmura and gleaned from over 40,000 websites.

Data are updated daily and are subject to revision. Data from the last three days typically have reduced volume while incoming data are processed. Since many extraneous factors can affect volume of online job postings, time-series data can be volatile and should be used with caution.

All ad counts represent deduplicated figures. It is not always possible to conclusively identify duplicate ads with the information provided. Characteristics that impact this determination are the wording of the ads, volume of information provided, the timing of the ads, and the sites where the ads appear. Roughly two-thirds or more of ad volume is removed through this process.

Data reflect ads meeting user query specifications and include any Zip Code Tabulation Area (ZCTA) in or intersecting with the region(s) being queried.

RTI wages are extracted from job postings as given and are analyzed and converted into hourly or annual formats. When wages provided are hourly, the conversion to annual wages assumes full-time, year-long employment. When a wage is given as a range, a single wage is selected within that range based upon our analysis of the “most likely” wage given those circumstances. Displayed wages in RTI may not include commissions or overtime, depending upon how the source ads present those wages. After all analysis and cleaning, the majority of job postings do not provide a usable wage.

Approximately 4% of jobs are omitted from the RTI duration data due to quality reasons. For example, ads open for an inordinately long period—indicating that it is likely being left up not for one, but for multiple openings—are excluded from the duration data. These ads are also excluded from the count of “Ads Closed”.

An “active” ad refers to an online job posting that was still posted online when Chmura’s web crawler last viewed that page, which typically occurs daily or every day and a half. An ad is considered “closed” if Chmura’s web crawler no longer sees the ad listed or if the ad is specifically designated on the site as no longer being active.

We make every attempt to catch all of the significant job-posting websites across the United States, but we cannot guarantee complete, 100% coverage. If you have any questions about a particular website, please do not hesitate to ask.

## About This Report

This report and all data herein were produced by JobsEQ®, a product of Chmura Economics & Analytics. The information contained herein was obtained from sources we believe to be reliable. However, we cannot guarantee its accuracy and completeness.