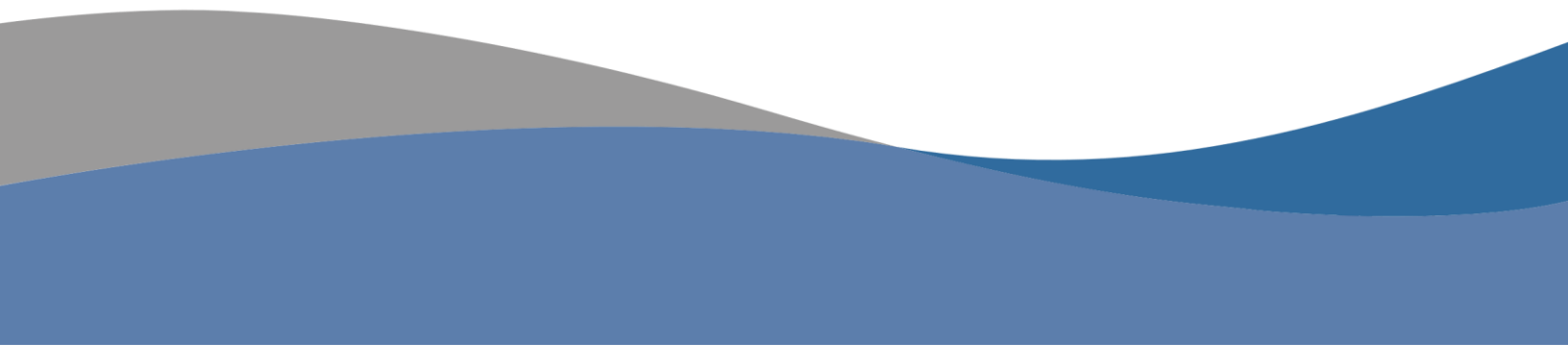




Real-Time Intelligence Report



Query Definition 3

Summary 4

Openings by Occupations..... 5

Openings by Locations 6

Openings by Employers..... 7

Openings by Certifications 8

Openings by Hard Skills 9

Openings by Soft Skills 10

Openings by Job Titles..... 11

Openings by Education Levels..... 12

Openings by Programs 13

Openings by Job Types 14

Data Notes..... 15

Query Definition

Online job postings that were active from 3/03/2024 to 4/01/2024, meeting the following criteria:

- This region: Clearfield County, Pennsylvania

Summary

Total Job									Education		
Posts	Occupations	Locations	Employers	Certifications	Hard Skills	Soft Skills	Job Titles	Levels	Programs	Job Types	
1,709	278	251	566	71	365	80	1,178	6	95	8	

Openings by Occupations

		Occupations		
SOC	Occupation	Median Wage	Active Job Ads	
41-2031.00	Retail Salespersons	\$26,500	102	
21-1093.00	Social and Human Service Assistants	\$33,300	68	
31-1122.00	Personal Care Aides	\$31,200	66	
29-1141.00	Registered Nurses	\$70,700	61	
53-7065.00	Stockers and Order Fillers	\$23,900	59	
41-1011.00	First-Line Supervisors of Retail Sales Workers	\$30,500	58	
35-3023.00	Fast Food and Counter Workers	\$24,200	52	
21-1014.00	Mental Health Counselors	\$42,200	37	
27-1026.00	Merchandise Displayers and Window Trimmers	\$27,000	30	
31-1131.00	Nursing Assistants	\$30,700	30	

Openings by Locations

Location	Locations		Active Job Ads
	Median Wage		
Dubois, Pennsylvania	\$35,400		169
Clearfield, Pennsylvania	\$34,700		163
Dubois, Pennsylvania 15801	\$35,400		108
Clearfield, PA 16830	\$31,200		91
DuBois, PA 15801	\$30,200		88
Punxsutawney, Pennsylvania	\$33,200		86
Du Bois, Pennsylvania	\$55,700		85
Clearfield, Pennsylvania 16830	\$49,400		84
Philipsburg, Pennsylvania	\$35,400		63
Punxsutawney, PA 15767	\$30,500		48

Openings by Employers

Employers

Employer Name	Median Wage	Active Job Ads	
NORTHROP GRUMMAN	n/a	60	
New Story Schools	n/a	46	
Walmart	n/a	42	
Penn Highlands Healthcare	\$38,900	41	
Driveline	\$22,900	30	
Home Instead	\$31,200	30	
Commonwealth of Pennsylvania	\$46,100	28	
Dollar General	n/a	26	
Dubois Continuum of Care Community	\$48,900	25	
Federal Bureau of Prisons	n/a	24	

Openings by Certifications

Certificate Name	Certifications		Active Job Ads
	Median Wage	Active	
Driver's License	\$36,800	84	
Certification in Cardiopulmonary Resuscitation (CPR)	\$31,400	28	
Licensed Practical Nurse (LPN)	\$31,600	25	
Registered Nurse (RN)	\$79,100	23	
Basic Life Support (BLS)	\$111,300	17	
Commercial Driver's License (CDL)	\$46,800	16	
Secret Clearance	n/a	11	
Certified Nursing Assistant (CNA)	\$30,300	9	
First Aid Certification	\$28,600	7	
Occupational Therapist Registered (OTR)	n/a	6	

Openings by Hard Skills

Hard Skills

Skill Name	Median Wage	Active Job Ads	Active	
			Median Wage	Active Job Ads
Microsoft Office	\$50,600	87		
Ability to Lift 41-50 lbs.	\$37,000	74		
Cash Handling (Cashier)	\$38,500	73		
Microsoft Excel	\$37,400	59		
Ability to Lift 51-100 lbs.	\$35,200	58		
Mathematics	\$53,100	55		
Manufacturing	\$41,600	47		
Ability to Lift 31-40 lbs.	\$27,000	46		
Sales	\$40,500	42		
Ability to Lift 21-30 lbs.	\$23,900	34		

Openings by Soft Skills

Soft Skills







Skill Name	Median Wage	Active Job Ads	Active	
			Median Wage	Active Job Ads
Communication (Verbal and written skills)	\$35,400	642		
Cooperative/Team Player	\$36,500	366		
Customer Service	\$26,800	300		
Adaptability/Flexibility/Tolerance of Change and Uncertainty	\$31,000	183		
Self-Motivated/Ability to Work Independently/Self Leadership	\$33,300	183		
Organization	\$31,800	165		
Detail Oriented/Meticulous	\$35,900	163		
Interpersonal Relationships/Maintain Relationships	\$37,400	157		
Ability to Work in a Fast Paced Environment	\$32,200	116		
Problem Solving	\$39,400	114		

Openings by Job Titles

Job Title	Job Titles		Active Job Ads
	Median Wage		
Correctional Officer (Min \$10k Sign-on Bonus)	n/a		24
caregiver	\$29,900		20
Flex Merchandiser	\$22,900		19
Part Time Caregiver	n/a		14
Store Team Member	n/a		14
Direct Care Worker	\$22,900		11
Server	\$23,700		9
Academic and Behavior Support Staff	n/a		8
Cashier	\$25,800		8
Counselor	n/a		8

Openings by Education Levels

Education Levels

Minimum Education Level	Median Wage	Active Job Ads	Active	
			Job Ads	Wage
High school diploma or equivalent	\$33,300	486		
Bachelor's degree	\$47,800	134		
Associate's degree	\$38,300	38		
Master's degree	\$57,200	21		
Doctoral or professional degree	\$83,700	11		
Unspecified/other	\$33,000	1,019		

Openings by Programs

Program Name	Programs		Active Job Ads
	Median Wage	Active	
Engineering	n/a	23	
Nursing	\$33,800	18	
Social Work	\$47,800	17	
Psychology	\$51,000	15	
Mathematics	\$19,800	14	
STEM	n/a	14	
Science	n/a	14	
Special Education	\$23,700	14	
Business	\$19,800	12	
Counseling	\$47,800	12	

Openings by Job Types

Job Types

Type	Median Wage	Active Job Ads	Active	
			Job Ads	Wage
Full-Time	\$36,800	607		
Part-Time	\$27,000	310		
Permanent	\$39,600	52		
Temporary (unspecified)	\$36,600	50		
Temporary (short-term)	n/a	39		
Remote	\$48,600	15		
Temp-to-Hire	n/a	2		
Remote Not Indicated	\$33,400	1,694		

Data Notes

Job ads data are online job posts from the Real-Time Intelligence (RTI) data set, produced wholly by Chmura and gleaned from over 40,000 websites.

Data are updated daily and are subject to revision. Data from the last three days typically have reduced volume while incoming data are processed. Since many extraneous factors can affect volume of online job postings, time-series data can be volatile and should be used with caution.

All ad counts represent deduplicated figures. It is not always possible to conclusively identify duplicate ads with the information provided. Characteristics that impact this determination are the wording of the ads, volume of information provided, the timing of the ads, and the sites where the ads appear. Roughly two-thirds or more of ad volume is removed through this process.

Data reflect ads meeting user query specifications and include any Zip Code Tabulation Area (ZCTA) in or intersecting with the region(s) being queried.

RTI wages are extracted from job postings as given and are analyzed and converted into hourly or annual formats. When wages provided are hourly, the conversion to annual wages assumes full-time, year-long employment. When a wage is given as a range, a single wage is selected within that range based upon our analysis of the “most likely” wage given those circumstances. Displayed wages in RTI may not include commissions or overtime, depending upon how the source ads present those wages. After all analysis and cleaning, the majority of job postings do not provide a usable wage.

Approximately 4% of jobs are omitted from the RTI duration data due to quality reasons. For example, ads open for an inordinately long period—indicating that it is likely being left up not for one, but for multiple openings—are excluded from the duration data. These ads are also excluded from the count of “Ads Closed”.

An “active” ad refers to an online job posting that was still posted online when Chmura’s web crawler last viewed that page, which typically occurs daily or every day and a half. An ad is considered “closed” if Chmura’s web crawler no longer sees the ad listed or if the ad is specifically designated on the site as no longer being active.

We make every attempt to catch all of the significant job-posting websites across the United States, but we cannot guarantee complete, 100% coverage. If you have any questions about a particular website, please do not hesitate to ask.

About This Report

This report and all data herein were produced by JobsEQ®, a product of Chmura Economics & Analytics. The information contained herein was obtained from sources we believe to be reliable. However, we cannot guarantee its accuracy and completeness.