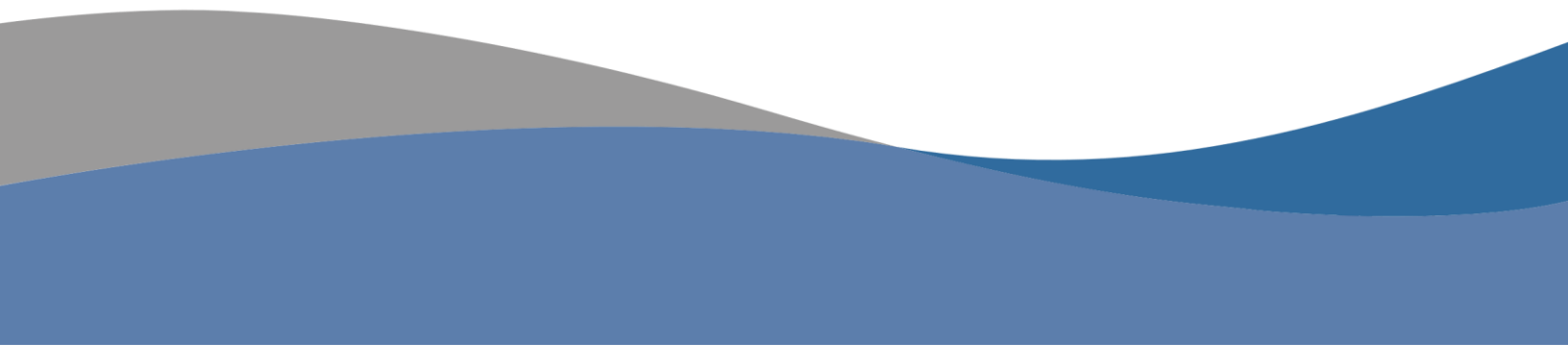




---

# Real-Time Intelligence Report

---



Query Definition .....	3
Summary .....	4
Openings by Occupations.....	5
Openings by Locations .....	6
Openings by Employers.....	7
Openings by Certifications .....	8
Openings by Hard Skills .....	9
Openings by Soft Skills .....	10
Openings by Job Titles.....	11
Openings by Education Levels.....	12
Openings by Programs .....	13
Openings by Job Types .....	14
Data Notes.....	15

# Query Definition

Online job postings that were active from 3/03/2024 to 4/01/2024, meeting the following criteria:

- This region: Jefferson County, Pennsylvania

# Summary

Total Job								Education			
Posts	Occupations	Locations	Employers	Certifications	Hard Skills	Soft Skills	Job Titles	Levels	Programs	Job Types	
1,186	229	158	443	48	276	73	865	6	67	8	

# Openings by Occupations

		Occupations		
SOC	Occupation	Median Wage	Active Job Ads	
41-2031.00	Retail Salespersons	\$26,100	76	
53-7065.00	Stockers and Order Fillers	\$23,100	54	
35-3023.00	Fast Food and Counter Workers	\$24,200	47	
21-1093.00	Social and Human Service Assistants	\$31,200	45	
29-1141.00	Registered Nurses	\$89,400	42	
41-1011.00	First-Line Supervisors of Retail Sales Workers	\$32,200	33	
29-2061.00	Licensed Practical and Licensed Vocational Nurses	\$45,200	24	
31-1122.00	Personal Care Aides	\$32,300	22	
21-1014.00	Mental Health Counselors	\$44,700	21	
31-1121.00	Home Health Aides	\$27,000	21	

# Openings by Locations

Location	Locations		Active Job Ads
	Median Wage		
Dubois, Pennsylvania	\$35,400		143
Dubois, Pennsylvania 15801	\$35,400		107
DuBois, PA 15801	\$30,200		88
Punxsutawney, Pennsylvania	\$33,200		86
Du Bois, Pennsylvania	\$55,700		80
Brookville, PA 15825	\$27,100		77
Brookville, Pennsylvania	\$37,500		76
Punxsutawney, PA 15767	\$30,500		48
Brookville, Pennsylvania 15825	\$46,600		47
Ridgway, Pennsylvania	\$31,600		42

# Openings by Employers

## Employers

Employer Name	Median Wage	Active Job Ads	Active Job Ads	
			Count	Percentage
Penn Highlands Healthcare	\$39,400	47	47	100%
New Story Schools	n/a	28	14	50%
Walmart	n/a	23	12	52%
Dollar General	n/a	22	11	50%
H&R BLOCK	n/a	22	11	50%
Driveline	\$22,900	20	10	50%
Spitzer Autoworld	n/a	19	9	47%
Dubois Continuum of Care Community	\$48,900	18	9	50%
Cresco Labs	n/a	17	8	47%
Goodwill Industries of NCPA	\$22,400	16	8	50%

# Openings by Certifications

Certificate Name	Certifications		Active Job Ads
	Median Wage	Active Job Ads	
Driver's License	\$35,400	56	
Licensed Practical Nurse (LPN)	\$43,700	25	
Certification in Cardiopulmonary Resuscitation (CPR)	\$29,100	18	
Registered Nurse (RN)	\$114,400	17	
Basic Life Support (BLS)	\$114,400	11	
Commercial Driver's License (CDL)	\$44,900	10	
Certified Nursing Assistant (CNA)	\$27,000	7	
Emergency Medical Technician (EMT)	\$32,200	5	
Certified Psychiatric Rehabilitation Practitioner (CPRP)	\$30,400	4	
Certified Public Accountant (CPA)	n/a	4	



# Openings by Hard Skills

## Hard Skills

Skill Name	Median Wage	Active Job Ads	Active	
			Job Ads	Wage
Ability to Lift 41-50 lbs.	\$28,100	77	77	
Microsoft Office	\$45,700	52	52	
Cash Handling (Cashier)	\$33,100	49	49	
Ability to Lift 51-100 lbs.	\$45,400	38	38	
Microsoft Excel	\$39,400	34	34	
Mathematics	n/a	32	32	
Sales	\$35,700	32	32	
Ability to Lift 31-40 lbs.	\$26,200	31	31	
Manufacturing	\$49,000	31	31	
STATISTICA	\$44,700	30	30	

# Openings by Soft Skills

## Soft Skills







Skill Name	Median Wage	Active Job Ads	Active	
			Median Wage	Active Job Ads
Communication (Verbal and written skills)	\$35,400	398		
Cooperative/Team Player	\$29,500	264		
Customer Service	\$25,700	217		
Organization	\$27,100	132		
Adaptability/Flexibility/Tolerance of Change and Uncertainty	\$25,200	123		
Detail Oriented/Meticulous	\$31,200	114		
Ability to Work in a Fast Paced Environment	\$28,100	98		
Self-Motivated/Ability to Work Independently/Self Leadership	\$28,100	97		
Interpersonal Relationships/Maintain Relationships	\$38,300	84		
Supervision/Management	\$37,400	78		

# Openings by Job Titles

Job Title	Job Titles		Active Job Ads
	Median Wage		
Flex Merchandiser	n/a		10
Cashier	\$24,200		9
Server	\$23,700		9
Store Team Member	n/a		9
Direct Care Worker	\$22,900		7
General Manager	n/a		7
Team Member	\$26,600		7
Assistant Manager	\$26,900		6
Master Merchandiser	\$22,900		6
Private Duty Nurse RN	n/a		6

# Openings by Education Levels

## Education Levels

Minimum Education Level	Median Wage	Active Job Ads	Active	
			Job Ads	Wage
High school diploma or equivalent	\$31,200	323		
Bachelor's degree	\$42,200	55		
Associate's degree	\$38,300	30		
Master's degree	\$47,500	12		
Doctoral or professional degree	\$93,100	4		
Unspecified/other	\$29,900	762		

# Openings by Programs

Program Name	Programs		Active Job Ads
	Median Wage		
Nursing	\$19,800		18
Psychology	\$35,400		13
Accounting	\$19,800		11
Social Work	\$44,700		11
Counseling	\$46,300		10
Special Education	\$49,900		10
Human Services	\$30,400		8
Pharmacy	n/a		8
Business	\$19,800		7
Engineering	n/a		7

# Openings by Job Types

## Job Types

Type	Median Wage	Active Job Ads	Active	
			Job Ads	Active
Full-Time	\$34,700	426		
Part-Time	\$25,700	240		
Temporary (unspecified)	\$31,100	32		
Temporary (short-term)	n/a	30		
Permanent	\$66,700	30		
Remote	\$46,800	13		
Temp-to-Hire	\$65,700	2		
Remote Not Indicated	\$31,700	1,173		

# Data Notes

Job ads data are online job posts from the Real-Time Intelligence (RTI) data set, produced wholly by Chmura and gleaned from over 40,000 websites.

Data are updated daily and are subject to revision. Data from the last three days typically have reduced volume while incoming data are processed. Since many extraneous factors can affect volume of online job postings, time-series data can be volatile and should be used with caution.

All ad counts represent deduplicated figures. It is not always possible to conclusively identify duplicate ads with the information provided. Characteristics that impact this determination are the wording of the ads, volume of information provided, the timing of the ads, and the sites where the ads appear. Roughly two-thirds or more of ad volume is removed through this process.

Data reflect ads meeting user query specifications and include any Zip Code Tabulation Area (ZCTA) in or intersecting with the region(s) being queried.

RTI wages are extracted from job postings as given and are analyzed and converted into hourly or annual formats. When wages provided are hourly, the conversion to annual wages assumes full-time, year-long employment. When a wage is given as a range, a single wage is selected within that range based upon our analysis of the “most likely” wage given those circumstances. Displayed wages in RTI may not include commissions or overtime, depending upon how the source ads present those wages. After all analysis and cleaning, the majority of job postings do not provide a usable wage.

Approximately 4% of jobs are omitted from the RTI duration data due to quality reasons. For example, ads open for an inordinately long period—indicating that it is likely being left up not for one, but for multiple openings—are excluded from the duration data. These ads are also excluded from the count of “Ads Closed”.

An “active” ad refers to an online job posting that was still posted online when Chmura’s web crawler last viewed that page, which typically occurs daily or every day and a half. An ad is considered “closed” if Chmura’s web crawler no longer sees the ad listed or if the ad is specifically designated on the site as no longer being active.

We make every attempt to catch all of the significant job-posting websites across the United States, but we cannot guarantee complete, 100% coverage. If you have any questions about a particular website, please do not hesitate to ask.

## About This Report

This report and all data herein were produced by JobsEQ®, a product of Chmura Economics & Analytics. The information contained herein was obtained from sources we believe to be reliable. However, we cannot guarantee its accuracy and completeness.